

Bombay Ophthalmologists' Association



VOL. 9 No. 5

ONLY FOR MEMBERS

December 2008



From the President's Desk.....

Dear Friends,

The events of the past week have been traumatic for all of us. The dramatic images that were played out in front of the whole world have left us shocked. My heart goes out to all those families who have lost loved ones in the terror attacks. The entire ophthalmology fraternity joins me in offering heartfelt condolences to all the bereaved families.

Looking back, the "World Diabetes Day" was observed on the 14th Nov'2008. On this occasion, "Aditya Jyot Foundation for Twinkling Little Eyes & Rotary Club of Mumbai – Sion" backed by the "World Diabetes Foundation" organized various awareness & educational scientific programmes as per this year's theme "Diabetes in Children & Adolescents". Noted endocrinologist Dr. Shashank Joshi gave a talk on "World Diabetes Day & What we should do?" where he highlighted the importance & role of Ophthalmologists, general practitioners in preventing and managing Diabetes & its complications. With standards of living increasing and the incidence of diabetes too, on the rise, the role which ophthalmologists play in the management of diabetes cannot be stressed upon enough.

The 16th of November saw a CME on "Recent advances in Vitreoretinal Practice with focus on Sutureless Vitreoretinal Surgery", organized by the Maharashtra Ophthalmological Society in Mumbai. The audience, which comprised of both BOA and MOS members, witnessed the surgeries performed live at Aditya Jyot Eye Hospital, and relayed at Worli Centre. The emphasis was on sutureless vitreoretinal surgery even in complex cases like vitreous hemorrhage with TRD in diabetes and Eales, performed by Drs Manish Bapaye and Aditya Kelkar respectively with great élan. This was followed by ERM peeling by Dr Preetam Samant and Dr. N S Murlidhar and ILM peeling by Dr Girish Rao with great dexterity. Lastly, I managed a case of rhegmatogenous retinal detachment with severe PVR and injected silicone oil through 23 Gauge instruments. This was followed by an Academic session in the afternoon. Seniors like Dr Rumi Jehangir, Dr. T P Lahane and Dr Srikanth Kelkar participated actively with valuable inputs. Dr Supriya Dabir and Dr.Saumil Sheth co-ordinated the event. The entire program was appreciated by one and all.

Moving away from our shores, the "American Academy of Ophthalmology", the world's largest association of eye physicians and surgeons - Eye M.D.s with more than 27,000 members worldwide had its joint meeting with the "European Society of Ophthalmology (SOE)" at Atlanta, Georgia, USA in November. The event saw more than 21,000 attendees who enjoyed programs such as "Breakfasts with the Experts", Instruction Courses, Skills Transfer Labs, Spotlights and other informative symposia.

The Event also featured subspecialty features with focus on a particular branch of ophthalmology where more than 6,000 attendees enjoyed six comprehensive meetings on each of in refractive surgery, retina, cornea, glaucoma, pediatric ophthalmology and uveitis. Amongst the different topics showcased there, the most interesting presentations were those that discussed 27 Gauge and the conceptual 29 Gauge Vitrectomy for Complex Vitreoretinal diseases. All in all, the conference gave us a glimpse of the latest research and threw light on the various vistas and viewpoints on the current trends in management of various eye diseases from the world over.


BOA strives to update its members with the latest knowledge and surgical techniques in the world of eye surgery - to enable them to respond compassionately to their patients' individual needs and to advance the highest standards of comprehensive eye care. This newsletter is just one such endeavor and I am sure that the readers will find this to be an interesting read.

In the words of the great Saint Thiruvalluvar....


Thirukkural (Chapter 30, Verse 5)

"He who speaks the truth with his heart,


Is superior to those who make gifts and practice austerities"




Pre - op Fundus photo of pt with RD - PVR




Pre - op Fundus photo of pt with RD - PVR - 2



Post - up fundus photo with attached retina and EL scars



Pre - op Fundus photo of eales with VH



Post - up fundus photo with attached retina silicone oil filled



From The Secretary's Desk

Dear Friends,

The BOA CME at Nair Hospital held on 12th October on Diagnostics in Ophthalmology was a great success. We all know what a great teacher Dr. A.D.Nicholson is; and now we also know what a great event organizer she is. All those who attended were impressed by the galaxy of speakers who gave us an overview of the latest Diagnostic Modalities in Ophthalmology; it was truly a great learning experience. We are grateful to Dr. Nicholson madam, Dr. Trivedi madam and their entire Nair Hospital Team for their efforts put in this event.

16th November saw another landmark event-A Live Retina Surgery CME organized by Maharashtra Ophthalmic Society. A total of Six Retinal Surgeries performed in the morning session at Aditya Jyot Eye Hospital were relayed live to The Nehru Centre Auditorium. In the afternoon session, faculty from both MOS and BOA gave talks on the various Advances in Vitreoretina. All credit to Dr. Natarajan and his Aditya Jyot Hospital Team for arranging this wonderful event.

I conclude by offering our deepest condolences to the all those people of Mumbai who lost their near and dear ones during the recent Terrorist attack on Mumbai. We would like to thank our armed forces and our police who saved the day for us.

BOA CME : Interesting Cases in General Ophthalmology Practice

Date : Sunday 21st December, Venue : D.Y. Patil Auditorium, Time : 9:30am to 1:30pm,
Registration and Tea : 9:30am to 10am, Inauguration : 10am to 10:15am

CME Co-ordinator and Host : Dr. Nita Shanbhag (Mobile No. : 9322402424)

Program: Interesting cases : Assimilation by Members of BOA

S.No	Case	Presenter	Institution	Time: 8 min Discussion : 2 min
1	Bimanual Repair of Orbital floor #	Dr Hemant Sankpal Dr Shruti Soni		10.15 to 10.25 am
2	Post – op Intractable Glaucoma	Dr Sheetal Dr A.D.Nicholson	Nair Hospital	10.25 to 10.35 am
3	Blunt Trauma with Choroidal Rupture	Dr Meetu Dr S.A Motwane	K.J.Somaiya Hospital	10.35 to 10.45 am
4	Aniridia with lens subluxation & glaucoma	Dr Nita Shanbhag Dr Sujit Desai	D.Y. Patil Medical College	10.45 to 10.55 am
5	Adnexal Molluscum Contagiosum	Dr Vrinda Raikar Dr Manish Sharma	Rajawadi Hospital	10.55 to 11.05 am
6	Ocular Fibrous Myxoma	Dr Sumita Karandikar	D.Y. Patil Medical College	11.05 to 11.15 am
7	Panuveitis – VKH Diagnosis & Mx	Dr Mayur Morekar	Surya Eye Institute	11.15 to 11.25 am
8	Meibomian gland Carcinoma	Dr Anjana Khokhani Dr Sachin Dharwadkar	Rajawadi Hospital	11.25 to 11.35 am
9	Family of Superior Obliques	Dr Tejaswini Dr A.D.Nicholson	Nair Hospital	11.35 to 11.45 am
10	Anterior subluxation – One eye glaucoma, other eye cyclitis	Dr Nita Shanbhag Dr Pooja Deshmukh	D.Y. Patil Medical College	11.45 to 11.55 am

**Distinguished Panelists: Dr Shanta Motwane, Dr T.P Lahane, Dr AD Nicholson,
Dr Anjana Khokhani, Dr Neela Patwardhan, Dr Haldipurkar**

Late Entries : 12.00 to 12.30pm

Lunch 12.30 to 1.30 pm

Sponsors: Milmet Pharma & SMR lenses

BOA CME HELD ON 12th OCTEMBER AT NAIR HOSPITAL





MOS CME HELD ON 16th NOVEMBER



First Announcement

ROP (Retinopathy Of Prematurity) WORKSHOP, MUMBAI

Organized by : R.P.Centre, Delhi and Sightsavers

Under Aegis of BOA

Date : 11th January, Sunday Venue : Tata Auditorium, Parel

Chief Co-ordinator : Dr. R.V.Azad, R.P.Centre, Delhi

Guest Faculty : Dr. Graham Quinn

(Paediatric Ophthalmologist, Philadelphia, U.S.A.)

For Registering please contact **Dr. Sumita Sharma (Mobile : 9892016569)**

-: PROGRAM :-

8.00 – 9:00 a.m.	Registration
9:00 – 9:30 a.m.	Inauguration and Welcome Address Introduction of Instructors and Participants Pre-workshop Questionnaires
9:30 – 11:00 a.m.	Indian Scenario of ROP – Dr. Rajvardhan Azad (Delhi) Aetiopathogenesis & Risk Factors - Dr. Preetam Samant Classification & Clinical Picture – Dr. Graham Quinn (USA) ROP Screening & Retcam – Dr. Parijat Chandra (Delhi)
11:00 – 11:30 a.m.	TEA
11:30 – 1:00 p.m.	Laser management of ROP – Dr Karobi Lahiri Surgical management of ROP - Dr. Rajvardhan Azad Recent Advances – Dr. S. Natarajan Neonatology Perspective – Dr. Rahul Verma
1:00 – 2:00 p.m.	LUNCH
2:00 – 3:00 p.m.	How to Start ROP Screening Program – Dr. Rajvardhan Azad Challenges of Running ROP Program – Dr. Anand Subramanyam Social and Visual Rehabilitation – Dr. Hemalini Samant Case Presentations & Discussion
3:00 – 3:30 p.m.	Shift to KB Haji Bachooali hospital and TEA
3:30 – 5:00 p.m.	Retcam Wet Lab at KB Haji Bachooali Hospital
5:00 – 5:30 p.m.	Post Workshop Questionnaires Valedictory Session – Guest remarks, Closing Remarks Vote of thanks.

FIRST ANNOUNCEMENT

-: BOA CME :-

“Reading Inbetween The Lines In Glaucoma Management”

Date : Sunday, 25th January, Venue : Somaiya Auditorium, 3rd Floor,
Timing : 9:30AM to 1:00PM

CME Co-ordinator : Dr. Shanta Motwane

(Confirmed Faculty so far : Dr. B.K.Nayak, Dr. Rita Dhamankar,
Dr. Manish Shah, Dr. Sunil Jain, Dr. Rajul Parikh)

For registering please contact Dr. Nikhil (Mobile : **9820677715**)

[Dear members the date for this CME was previously announced as 18th January, but now it is scheduled for the 25th January as mentioned above—we regret the inconvenience caused]

Forthcoming BOA CME Schedule 2008-2009

DATE/MONTH	CME	Organizers/Venue	Coordinators
21 st December 2008	Interesting Cases in General Ophthalmology Practice	D.Y.Patil	Dr. Nita Shanbhag
11 th January 2009	Retinopathy of Prematurity (ROP) Workshop	Tata Auditorium	Dr. R.V.Azad
25 th January 2009	Glaucoma Update	Somaiya	Dr. Shanta Motwane
22 nd February 2009	Commonly Practiced Unseen Live Surgeries	Netra Mandir	Dr Yogesh Shah
29 th March 2009	Medicolegal Aspects Of Ophthalmology Practice and Rules and Laws governing Ophthalmology Nursing Clinics	Hinduja Hospital	Dr. B.K.Nayak
12 th April 2009	Management Of Refractive Errors	Saifee Hospital	Dr Quresh Maskati