



THE BOAMUMBAI WEB SITE

http://boamumbai.com

The Bombay Ophthalmologists' Association web site (<http://boamumbai.com>) has been up for over 2 years now. This article is to familiarize our readers with the web site and some of what it offers. Perhaps a little known fact is that the entire text and illustrations of the most current journal of the BOA is available for download from this site. This site lets the visitor know about the office bearers of the BOA, the scientific programs of the BOA and also has an image library from which one can download photos to be used in presentations. It is open to everyone to contrib-

Official Homepage of the Bombay Ophthalmologists' Association, Mumbai, India

The BOA is the association to which most of the Ophthalmologists of Mumbai, India's premier business city, belong. The BOA is committed to furthering scientific knowledge and research amongst its members and also providing ophthalmological services and information to the lay public.

Details of the most current academic program of the BOA

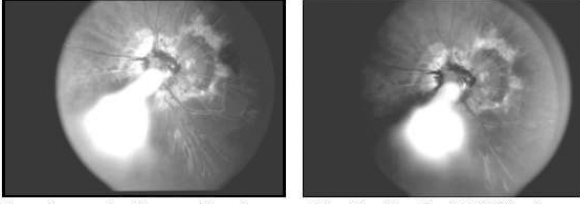
[View the most current BOA newsletter](#) (you need adobe acrobat reader for this)

From this page you may:

if you are a member of the BOA or an Ophthalmologist	if you are not an eye doctor but want to know about your eyes	if you are an undergraduate or postgraduate student of Ophthalmology or allied sciences
<ul style="list-style-type: none"> Browse through the annual academic program of the BOA 	<ul style="list-style-type: none"> go to our patient information page visit our FAQs page see a list of our members sorted by area 	<ul style="list-style-type: none"> see slideshows on clinical topics

[Back to home](#) **Image library**

- [Cornea](#)
- [Lens](#)
- [gonioscopy](#)
- [Fundus](#)
- [Exotica](#)



Stereophotographs of a case with optic nerve avulsion. Contributed by Dr S S Bhatti (sbbopi@boamumbai.com)

From this page you can explore the image library. These images contributed by members of the BOA, can be freely viewed and downloaded for use in slide presentations etc. However due credit must be given to the contributing ophthalmologist.

This page has been viewed times since Feb 1, 1999

- [arers for](#)
- [e](#)
- [d images ary](#)
- [l the current online \(for e acrobat](#)
- [ks, journals : in the](#)
- [nic cases area](#)

- [download an application form for membership of the BOA](#)
- [browse through or send messages to the BOA mailing list \(for BOA members only\)](#)
- [Join the BOA public mailing list \(open to both BOA members and all others including the lay public, paraophthalmics and patients\)](#)
- [Contribute your cases to the Indian Trauma Registry](#)

ute photos for this image library. Members of the BOA can also be searched for from pin code: this service is meant to be an aid for patients to find the members of the BOA in their area. This database is expected to be updated in a month's time. Members can also join a mailing list: the BOAmumbai mailing list, to communicate amongst themselves. For non members there is the open BOAmumbai-public mailing list which can be joined from this site. It is also possible to download a BOA membership form, or a trauma registry form from this site.

Unfortunately it is not yet possible to enroll for membership directly from the site or to register for the BOA conference directly from the site because of payment issues. We have escaped the problems faced by many due to the dot.com crash by keeping the content and management of this site in house. Hopefully members will keep this site a flourishing one, by their visits.